

SOPHIA XL



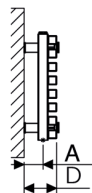
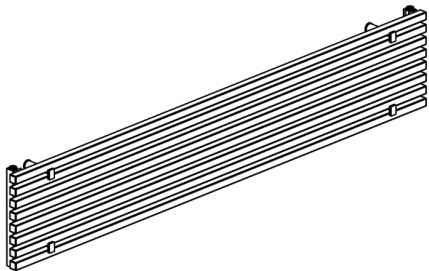
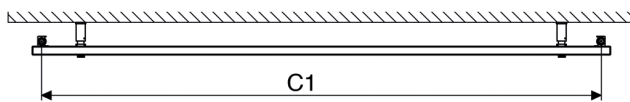
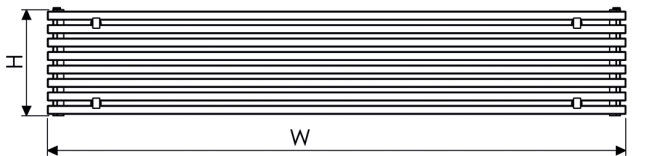
SOPHIA XL

Material	Stock Finishes	Guarantee	Installation
Aluminium	PLS SEE COLOUR KEY CHART - Click for Link	5 Years	Horizontal

PRODUCT CODE	Height (mm) H	Width (mm) W	Sections n	Pipe Centers (mm) C1	Wall to pipe Centers		Nett Weight (kg)	Water Content (lt)	Fuel Type	Heat Outputs	
					A (mm)	D (mm)				Watts	BTU
SXL 1800033108	331	1800	8	1740	49-69	92-112	12.4	2.0	C	1600	5459
SXL 1800041510	415	1800	10	1740	49-69	92-112	15.3	2.7	C	2000	6824

Please add finishing code at the end of the product code **Code example : SXL 1800041510 TXB**

Fuel type i.e.
C: Central Heating
E: Electrical Heating
D: Dual Heating (C+E)



A full range of made to order sizes available.

Please ask for details.

Radiator height for made to order sizes (n x 42) - 5 mm

n = number of sections

Max. working pressure 10 bar

Max. working temperature 95 °C

Connections 1/2"

Section width 27 mm

Section depth 58 mm

Pipe center C1 W - 60 mm